

NINGBO GOLDSHINE ELECTRONIC CO.,LTD

PRODUCT CATALOG

Dynamometer

 <p><a href="#"><u>JXCS-SW6R</u></a></p>	 <p><a href="#"><u>JXCS-SW6RB</u></a></p>	 <p><a href="#"><u>JXCS-SW6W</u></a></p>
 <p><a href="#"><u>JXCS-SW6WB</u></a></p>	 <p><a href="#"><u>JXCS-SW7W</u></a></p>	 <p><a href="#"><u>JXCS-SW7WB</u></a></p>

CRANE SCALE

 <p><a href="#"><u>JXCS-SW1</u></a></p>	 <p><a href="#"><u>JXCS-SW2</u></a></p>	 <p><a href="#"><u>JXCS-SW3</u></a></p>	 <p><a href="#"><u>JXCS-SW4</u></a></p>	 <p><a href="#"><u>JXCS-SW5</u></a></p>
 <p><a href="#"><u>JXCS-D3</u></a></p>	 <p><a href="#"><u>JXCS-D3H</u></a></p>	 <p><a href="#"><u>JXCS-D4</u></a></p>	 <p><a href="#"><u>JXCS-D4H</u></a></p>	 <p><a href="#"><u>JXCS-SL</u></a></p>
 <p><a href="#"><u>JXCS-E</u></a></p>	 <p><a href="#"><u>JXCS-SH</u></a></p>	 <p><a href="#"><u>JXCS-F</u></a></p>	 <p><a href="#"><u>JXCS-F2</u></a></p>	 <p><a href="#"><u>JXCS-SP</u></a></p>

WIRELESS LOAD CELL







 <a href="#"><u>GS201W</u></a>	 <a href="#"><u>GS203W</u></a>	 <a href="#"><u>GS210W</u></a>	 <a href="#"><u>GS220W</u></a>
--	--	--	--

LOAD CELL

<a href="#"><u>GS201</u></a>	<a href="#"><u>GS202S</u></a>	<a href="#"><u>GS202T</u></a>	<a href="#"><u>GS203</u></a>	<a href="#"><u>GS203M</u></a>	<a href="#"><u>GS204</u></a>	<a href="#"><u>GS204W</u></a>
						
0.2~10t	10~20t	0.2~20t	1~30t	1~30t	5~20t	5~20t
<a href="#"><u>GS205</u></a>	<a href="#"><u>GS205M</u></a>	<a href="#"><u>GS206</u></a>	<a href="#"><u>GS207</u></a>	<a href="#"><u>GS208</u></a>	<a href="#"><u>GS209</u></a>	<a href="#"><u>GS210</u></a>
						
1~10t	1~10t	3/5t	0.3~10t	0.3~3t	2~30t	1~160t
<a href="#"><u>GS210W</u></a>	<a href="#"><u>GS211</u></a>	<a href="#"><u>GS212</u></a>	<a href="#"><u>GS213</u></a>	<a href="#"><u>GS213-M</u></a>	<a href="#"><u>GS214</u></a>	<a href="#"><u>GS215</u></a>
						
1~160t	0.5~20Klb	0.05~5t	3~50t	3~50t	0.2~2t	0.02~40Klb
<a href="#"><u>GS216</u></a>	<a href="#"><u>GS217</u></a>	<a href="#"><u>GS218</u></a>	<a href="#"><u>GS218-M2</u></a>	<a href="#"><u>GS219</u></a>	<a href="#"><u>GS219-M1</u></a>	<a href="#"><u>GS220</u></a>
						
1~30t	10~200Klb	0.05~10t	0.05~10t	7.5~30t	7.5~30t	1~120t
<a href="#"><u>GS221</u></a>	<a href="#"><u>GS222</u></a>	<a href="#"><u>GS223</u></a>	<a href="#"><u>GS224</u></a>	<a href="#"><u>GS225</u></a>	<a href="#"><u>GS226</u></a>	<a href="#"><u>GS227</u></a>
						
1~20t	5~12.5t	2.5~5t	0.5~10t	0.5~20t	1.5~12.5t	2~30t
<a href="#"><u>GS228</u></a>	<a href="#"><u>GS228M</u></a>	<a href="#"><u>GS229</u></a>	<a href="#"><u>JXCS-SW6</u></a>			
						
0.1~12.5t	0.1~12.5t	6~91t	1~200t			

**MANUAL HOIST**










**CHAIN HOIST**

					
ZHC-A	ZHC-B	ZHC-C	ZHC-D	ZHC-R	ZHC-VD

**LEVER HOIST**

					
ZHL-A	ZHL-AL	ZHL-B	ZHL-C	ZHL-D	ZHL-Y

**ELECTRIC MANUAL HOIST**

				
ELECTRIC STEEL WIRE ROPE HOIST A TYPE	ELECTRIC CHAIN HOIST F TYPE WITH ELECTRIC TROLLEY	ELECTRIC CHAIN HOIST WITH ELECTRIC TROLLEY	ELECTRIC CHAIN HOIST WITH HOOK	ELECTRIC TROLLEY
				
SUPER-LOW LIFTING LOOP CHAIN ELECTRIC HOIST	ELECTRIC CHAIN HOIST SG TYPE	MINNI ELECTRIC HOIST	MINNI ELECTRIC HOIST WITH MOVING VEHICLE	



TROLLEY

				
GEARED TROLLEY HOIST	PLAIN TROLLEY HOIST	PLAIN TROLLEY DB TYPE	GEARED TROLLEY DB TYPE	GEARED TROLLEY DK TYPE
				
PLAIN TROLLEY DK TYPE	GEARED TROLLEY P TYPE	PLAIN TROLLEY P TYPE	PLAIN TROLLEY S TYPE	GEARED TROLLEY S TYPE

CLAMPS

				
TROLLEY CLAMP S TYPE	TROLLEY CLAMP T TYPE	BEAM CLAMP R TYPE	BEAM CLAMP S TYPE	BEAM CLAMP T TYPE
				
VERTICAL LIFTING CLAMP DSQH TYPE	VERTICAL LIFTING CLAMP DSQ TYPE	LIFTING CLAMP ZHHC-A TYPE	LIFTING CLAMP ZHHC-B TYPE	LIFTING CLAMP ZHHC-C TYPE
				
LIFTING CLAMP ZHHC-D TYPE	LIFTING CLAMP ZHHC-L TYPE	LIFTING CLAMP ZHHC-LA TYPE	LIFTING CLAMP ZHHC-RS TYPE	LIFTING CLAMP ZHHC-S TYPE

**PERMANENT MAGNETIC LIFTER**

 <p>PERMANENT MAGNETIC LIFTER</p>	 <p>TWO-MAGNETIC CIRCUIT LIFTER</p>
--	---

**WIRE ROPE PULLING HOIST**

 <p>WIRE ROPE PULLING HOIST</p>
--

**JACK**

 <p>BOEELE JACK AMERICAN STANDARD</p>	 <p>BOTTLE JACK EUROPE STANDARD</p>	 <p>FARM JACK</p>	 <p>FLOOR JACK</p>
 <p>JACK STAND</p>	 <p>MECHANICAL JACK</p>	 <p>SCISSORS JACK</p>	 <p>TOE JACK</p>

**HANDING EQUIPMENT**

 <p>CARGO TROLLEY CRO TYPE</p>	 <p>CARGO TROLLEY CRP TYPE</p>	 <p>MACHINE TROLLEY</p>	 <p>CALBE GRIP</p>	 <p>HAND PULLER</p>	 <p>RATCHET PULLER</p>
---	---	--	---	--	---

SNATCH BLOCK

 <p>DY TYPE SNATCH BLOCK</p>	 <p>HC TYPE MARINE WIRE BLOCKS</p>	 <p>HOT GAVANIZED IRON BLOCK</p>	 <p>YS YH TYPE HEAVY DUTY STEEL BLOCK</p>
---	---	--	--

HAND WINCH

 <p>HAND WINCH</p>	 <p>HAND WINCH WITH FRICTION BRAKE</p>	 <p>INDUSTRIAL WINCH</p>
---	---	---

GRADE 80 PRODUCTS







 <p>G80 A342 MASTER LINK</p>	 <p>G80 A343 MASTER LINK</p>	 <p>G80 A344 MASTER LINK</p>	 <p>G80 A345 WELDED MASTER LINK ASSEMBLY</p>	 <p>G80 A346 WELDED MASTER LINK ASSEMBLY</p>	 <p>G80 A347 WELDED MASTER LINK ASSEMBLY</p>
 <p>G80 CLEVIS C HOOK</p>	 <p>G80 CLEVIS ELEPHANT HOOK</p>	 <p>G80 CLEVIS GRAB HOOK WITH WINGS</p>	 <p>G80 CLEVIS GRAB HOOK WITH WINGS AND COTTER PIN</p>	 <p>G80 CLEVIS SELF-LOCKING HOOK</p>	 <p>G80 CLEVIS SLING HOOK WITH LATCH</p>
 <p>G80 CONNECTING</p>	 <p>G80 EYE BELT HOOK</p>	 <p>G80 EYE ELEPHANT</p>	 <p>G80 EYE FOUNDRY HOOK</p>	 <p>G80 EYE GRAB HOOK WITH LATCH</p>	 <p>G80 EYE HOOK WITH LATCH</p>

# PRODUCT CATALOG

# GOLDSHINE

LINK EUROPEAN TYPE		HOOK		WINGS	
 G80 EYE SELF-LOCKING HOOK	 G80 EYE SLING HOOK WITH LATCH	 G80 FORGED DV HOOK	 G80 LIFTING CLUTCH	 G80 LIFTING POINT THREADED	 G80 OMEGA LINK
 G80 SHORTENING CLUTCH	 G80 SWIVEL HOOK WITH LATCH	 G80 SWIVEL SELF-LOCKING HOOK	 G80 WELD ON HOOK	 G80 WELD-ON LIFTING POINT WITH SPRING	 CHAIN SLING
 G80 GOLDEN GALVANIZED CHAIN SLING WITH BENT HOOK	 G80 LOAD BINDER ASSEMBLY	 LASHING CHAIN WITH EYE HOOK	 STEEL WIRE ROPE SLING WITH G80 COMPONENTS	 tension lever	




## LOAD BINDER

 FOLDABLE RATCHET LOAD BINDER	 LEVER TYPE LOAD BINDER WITH GRAB HOOK	 LEVER TYPE LOAD BINDER WITH PAWL HOOK	 RATCHET TYPE LOAD BINDER WITH HOOK	 RATCHET TYPE LOAD BINDER WITH HOOK EN12195-3	 RATCHET TYPE LOAD BINDER WITHOUT LINK & HOOK
---	--	--	---	---	---

GRADE 70 PRODUCTS

 <p>EYE GRAB HOOK</p>	 <p>US TYPE CLEVIS GRAB HOOK</p>	 <p>US TYPE CLEVIS SLIP HOOK</p>	 <p>US TYPE EYE SLIP HOOK</p>
--	---	---	--

AUSTRALIAN TYPE HOOK

 <p>AUSTRALIAN CLEVIS GRAB HOOK</p>	 <p>AUSTRALIAN TYPE CLEVIS CLAW HOOK</p>	 <p>AUSTRALIAN TYPE CLEVIS LUG LINK</p>
--	---	--

















OTHER HOOK

 <p>SORTING HOOK</p>	 <p>EYE HOOK</p>	 <p>G70 SWIVEL HOOKS</p>
---	---	---

 <p>D-RINGS</p>	 <p>CLEVIS GRAB BEND HOOK</p>	 <p>CLEVIS HOOK FOR G80 LASHING CHAIN</p>	 <p>D-RINGS WITH WRAPS</p>	 <p>EYE HOOK FOR G80 LASHING CHAIN</p>	 <p>TRAILER HOOK FOR WINCH</p>
--	--	--	---	---	---



CHAIN





















 <p>G30 HAND CHAIN FOR CHAIN HOIST AND GEARED TROLLEY</p>	 <p>G80 HOIST LOAD CHAIN(EN818-7)</p>	 <p>G80 LASHING CHAIN</p>	 <p>G80-LIFTING-CHAIN-(EN818-2)</p>	 <p>DIN5686 KNOTTED CHAIN</p>	 <p>G30 DIN 5685A (SHORT LINK)/C(LONG LINK) CHAIN</p>
 <p>G30 DIN 763 LONG LINK CHAIN</p>	 <p>G30 DIN766 SHORT LINK CHAIN</p>	 <p>G30-DIN764-MEDIUM-LINK-CHAIN</p>	 <p>LONG LINK CHAIN</p>	 <p>MEDIUM LINK CHAIN</p>	 <p>SHORT LINK CHAIN</p>
 <p>TRANSPORT-CHAIN-NAC96(G70)</p>	 <p>HIGH TEST CHAIN ASTM80 (G43)</p>	 <p>PROOF COIL CHAIN ASTM80 (G30)</p>	 <p>TRANSPORT CHAIN NAC96 (G70)</p>		

RIGGING HARDWARE


 <p>GRADE S BOW SHACKLE WITH SAFETY PIN AS2741</p>	 <p>GRADE S BOW SHACKLE WITH SCREW PIN AS2741</p>	 <p>GRADE S DEE SHACKLE WITH SAFETY PIN AS2741</p>	 <p>GRADE S DEE SHACKLE WITH SCREW PIN AS2741</p>	 <p>US TYPE ANCHOR SHACKLE WITH SCREW PIN G209</p>	 <p>US TYPE ANCHOR SHACKLE WITH SAFETY PIN G2130</p>
 <p>US TYPE CHAIN SHACKLE WITH SAFETY PIN</p>	 <p>US TYPE CHAIN SHACKLE WITH SCREW PIN</p>	 <p>COMMERCIAL GALV.BOW SHACKLE</p>	 <p>COMMERCIAL GALV.DEE SHACKLE</p>	 <p>GALV.MALLEABLE WIRE ROPE SHACKLE</p>	 <p>GALV.MALLEABLE WIRE ROPE SHACKLE</p>

# PRODUCT CATALOG


# GOLDSHINE

SAFETY PIN G2150	SCREW PIN G210	SHACKLE	SHACKLE	CLIP DIN1142(EN13411-5 TYPE A)	CLIP DIN 741
 GALV.MALLEABLE WIRE ROPE CLIP TYPE A	 GALV.MALLEABLE WIRE ROPE CLIP TYPE B	 U.S.TYPE DROP FORGED WIRE ROPE CLIPS	 U.S.TYPE GALV.MALLEABLE WIRE ROPE CLIPS	 EYE BOLT DIN 580	 EYE NUT DIN 582
 CLOSED BODY TURNBUCKLE	 COMMERCIAL TYPE MALLEABLE TURNBUCKLE	 HAMBURGER TURNBUCKLE	 TURNBUCKLE DIN1480	 U.S.DROP FORGED TURNBUCKLE	 EUROPEAN TYPE THIMBLE
 HEAVY DUTY THIMBLE DIN3090	 HEAVY MALLEABLE CASTING THIMBLE DIN 3091	 ROUND THIMBLE	 THIMBLE DIN6899 FORM A	 THIMBLE DIN6899 FORM B	 CABLE SOCKS A
 CABLE SOCKS B	 SNAP-HOOK				

LIFTING SLING

 <p>WEBBING SLING</p>	 <p>ROUND SLING</p>	 <p>ENDLESS SLING</p>
--	--	--

LASHING AND METAL PARTS

 <p>CAM BUCKLE LASHING</p>	 <p>RATCHET LASHING</p>	 <p>1.5" FORGED BUCKLE</p>	 <p>1.5" WELDED BUCKLE</p>	 <p>2" FORGED BUCKLE</p>	 <p>2" WELDED BUCKLE</p>
 <p>FORGED HOOK WITH 2" TRIANGLE RING</p>	 <p>FORGED HOOK WITH 3" TRIANGLE RING</p>	 <p>1.5" ONE TIME BUCKLE</p>	 <p>1" Cam Buckle</p>	 <p>1" Cam Buckle</p>	 <p>1" Cam Buckle</p>
 <p>1" Cam Buckle</p>	 <p>1.5" Cam Buckle</p>	 <p>1.5" Cam Buckle</p>	 <p>1.5" Cam Buckle, Heavy Duty</p>	 <p>2" Cam Buckle</p>	 <p>3/4" Cam Buckle</p>
 <p>1" DOUBLE J HOOK</p>	 <p>1.5" DOUBLE J HOOK</p>	 <p>2" claw hook</p>	 <p>2" DOUBLE J HOOK</p>	 <p>3" CLAW HOOK</p>	 <p>3" DOUBLE J HOOK</p>
 <p>1" STANDARD RATCHET</p>	 <p>1.5" WIDE HANDLE, LIGHT DUTY</p>	 <p>2" EXTRA-LONG-HANDLE, -DOUBLE-SECURITY-LOCK</p>	 <p>2" LONG HANDLE, DOUBLE SECURITY LOCK</p>	 <p>3" LONG HANDLE</p>	