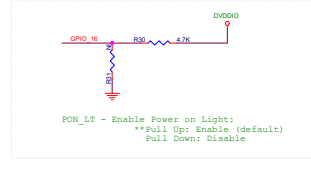
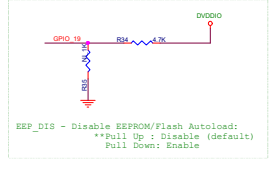
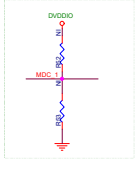
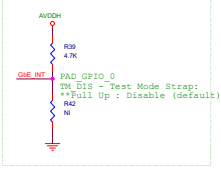


- Port 0 LED ← 4.7kΩ R37 LANLEDD
 - Port 1 LED ← 4.7kΩ R38 LANLEDD
 - Port 2 LED ← 4.7kΩ R39 LANLEDD
 - Port 3 LED ← 4.7kΩ R43 LANLEDD
 - Port 4 LED ← 4.7kΩ R49 LANLEDD
- EEP_DIS - EEPROM Disable:
 **Full Up: Disable EEPROM (default)
 **Full Up: Enable EEPROM
- EEP_MODE - EEPROM mode selection
 **Full up: EEPROM size greater than 16Kbits (24C32 - 24C256) (default)
 Pull down: EEPROM size less than or equal 16Kbits (24C02 - 24C16)



<PANEL>

Switch			
Pin	Down	Up	Def
C	Down	Up	10
U	Down	Up	10